



MUNICIPALIDAD DE PADRE HURTADO
DIRECCION DE ADM. Y FINANZAS

03

INFORME MARZO 2026


❖ Cometido:

“Elaborar informes que contengan la estadística de ingresos de patentes comparado por fecha entre los años 2013 al 2025 indicando: monto de patente, monto devengado, percibido en tesorería, ingreso Bce.Pptario, diferencia entre monto patente y monto devengado, diferencia entre monto devengado y percibido tesorería, y diferencia entre monto patente y percibido tesorería. Estos informes deberán ser anuales”.

❖ En este informe, desarrollaré como la metodología a ocupar una segmentación que abarcará anualidades continuando con la estadística de ingreso comparado respecto del año 2015.

❖ Se proveerá una base de datos que contendrá lo siguiente:

➤ El desglose del informe que contendrá monto de patente, monto devengado, percibido en tesorería, ingreso Bce. Pptario, diferencia entre monto patente y monto devengado, diferencia entre monto devengado y percibido tesorería, y diferencia entre monto patente y percibido tesorería. -



Marzo 25, 2026.-

ILUSTRE MUNICIPALIDAD DE PADRE HURTADO

Fecha : 25/03/2026

Página : 1

ESTADISTICA DE INGRESO COMPARADO POR FECHA

Fecha	Monto Patente -1	Monto Devengado -2	Percibido Tesoreria -3	Ingreso Bce Pptario -4	Diferencia Pat Dev (1 - 2)	Diferencia Dev Teso (2 - 3)	Diferencia Pat Teso (1 - 3)
01/01/2015							
02/01/2015	43,677	399,425			355,748	399,425	43,677
03/01/2015							
04/01/2015							
05/01/2015		590,634			590,634	590,634	
06/01/2015	64,578	480,206			415,628	480,206	64,578
07/01/2015		675,462			675,462	675,462	
08/01/2015	87,678	778,436			690,758	778,436	87,678
09/01/2015	52,427	719,255			666,828	719,255	52,427
10/01/2015							
11/01/2015							
12/01/2015	229,952	374,531			144,579	374,531	229,952
13/01/2015	203,127	37,854			-165,273	37,854	203,127
14/01/2015	677,677	6,779			-670,898	6,779	677,677
15/01/2015	297,206	278,630			-18,576	278,630	297,206
16/01/2015	931,305	158,149			-773,156	158,149	931,305
17/01/2015							
18/01/2015							
19/01/2015	4,553,866	469,526			-4,084,330	469,526	4,553,866
20/01/2015	29,000,398	174,089			-28,826,309	174,089	29,000,398
21/01/2015	1,926,304	93,148			-1,833,156	93,148	1,926,304
22/01/2015	1,503,287	402,879			-1,100,408	402,879	1,503,287
23/01/2015	2,911,838	122,682			-2,789,156	122,682	2,911,838
24/01/2015							
25/01/2015							
26/01/2015	2,746,020	574,540			-2,171,480	574,540	2,746,020



Fecha	Monto Patente -1	Monto Devengado -2	Percibido Tesoreria -3	Ingreso Bce Pptario -4	Diferencia Pat Dev (1 - 2)	Diferencia Dev Teso (2 - 3)	Diferencia Pat Teso (1 - 3)
27/01/2015	11,366,821	93,148			-11,273,673	93,148	11,366,821
28/01/2015	11,087,519	69,981			-11,017,538	69,981	11,087,519
29/01/2015	155,832,925	417,679			-155,415,246	417,679	155,832,925
30/01/2015	12,617,099	12,348,294			-268,805	12,348,294	12,617,099
31/01/2015							
01/02/2015							
02/02/2015	11,506,480	583,982			-10,922,498	583,982	11,506,480
03/02/2015	803,428	200,926			-602,502	200,926	803,428
04/02/2015	828,250	171,240			-657,010	171,240	828,250
05/02/2015	700,182	228,464			-471,718	228,464	700,182
06/02/2015	1,560,554	615,694			-944,860	615,694	1,560,554
07/02/2015							
08/02/2015							
09/02/2015	591,072	422,510			-168,562	422,510	591,072
10/02/2015	498,671	527,062			28,391	527,062	498,671
11/02/2015	615,158	653,125			37,967	653,125	615,158
12/02/2015	383,438	520,606			137,168	520,606	383,438
13/02/2015	494,475	590,738			96,263	590,738	494,475
14/02/2015							
15/02/2015							
16/02/2015	513,616	642,800			129,184	642,800	513,616
17/02/2015	386,974	408,742			21,768	408,742	386,974
18/02/2015	44,867	665,174			620,307	665,174	44,867
19/02/2015	237,075	550,293			313,218	550,293	237,075
20/02/2015	1,709,451	453,059			-1,256,392	453,059	1,709,451
21/02/2015							
22/02/2015							
23/02/2015	658,483	549,004			-109,479	549,004	658,483
24/02/2015	44,750	540,400			495,650	540,400	44,750
25/02/2015	67,151	427,672			360,521	427,672	67,151
26/02/2015	221,318	487,048			265,730	487,048	221,318




Fecha	Monto Patente -1	Monto Devengado -2	Percibido Tesorería -3	Ingreso Bce Pptario -4	Diferencia Pat Dev (1 - 2)	Diferencia Dev Teso (2 - 3)	Diferencia Pat Teso (1 - 3)
27/02/2015	175,857	641,935			466,078	641,935	175,857
28/02/2015							
01/03/2015							
02/03/2015	1,787,977	472,022			-1,315,955	472,022	1,787,977
03/03/2015	896,906	491,835			-405,071	491,835	896,906
04/03/2015	519,401	402,685			-116,716	402,685	519,401
05/03/2015	448,599	262,716			-185,883	262,716	448,599
06/03/2015	2,284,009	338,944			-1,945,065	338,944	2,284,009
07/03/2015							
08/03/2015							
09/03/2015	317,138	317,409			271	317,409	317,138
10/03/2015	246,259	479,345			233,086	479,345	246,259
11/03/2015	278,629	404,408			125,779	404,408	278,629
12/03/2015	127,533	327,751			200,218	327,751	127,533
13/03/2015	107,889	169,259			61,370	169,259	107,889
14/03/2015							
15/03/2015							
16/03/2015	196,581	506,478			309,897	506,478	196,581
17/03/2015	3,690,695	410,438			-3,280,257	410,438	3,690,695
18/03/2015	955,337	444,892			-510,445	444,892	955,337
19/03/2015	259,163	351,863			92,700	351,863	259,163
20/03/2015	51,905	416,034			364,129	416,034	51,905
21/03/2015							
22/03/2015							
23/03/2015	320,610	470,733			150,123	470,733	320,610
24/03/2015	44,867	478,334			433,467	478,334	44,867
25/03/2015	96,772	404,839			308,067	404,839	96,772
26/03/2015	28,983	319,996			291,013	319,996	28,983
27/03/2015	44,228	532,748			488,520	532,748	44,228
28/03/2015							
29/03/2015							

de

✓

Fecha	Monto Patente -1	Monto Devengado -2	Percebido Tesorería -3	Ingreso Bce Pptario -4	Diferencia Pat Dev (1 - 2)	Diferencia Dev Teso (2 - 3)	Diferencia Pat Teso (1 - 3)
30/03/2015		31,810,029			31,810,029	31,810,029	
31/03/2015	126,277	188,682			62,405	188,682	126,277
01/04/2015	52,427	462,242			409,815	462,242	52,427
02/04/2015	271,108	170,368			-100,740	170,368	271,108
03/04/2015							
04/04/2015							
05/04/2015							
06/04/2015	154,854	25,495			-129,359	25,495	154,854
07/04/2015	73,850	653,296			579,446	653,296	73,850
08/04/2015	51,905	589,802			537,897	589,802	51,905
09/04/2015	44,867	393,058			348,191	393,058	44,867
10/04/2015	96,655	511,104			414,449	511,104	96,655
11/04/2015							
12/04/2015							
13/04/2015	134,643	489,052			354,409	489,052	134,643
14/04/2015		425,920			425,920	425,920	
15/04/2015	89,527	395,652			306,125	395,652	89,527
16/04/2015	21,423	512,834			491,411	512,834	21,423
17/04/2015	55,579	364,086			308,507	364,086	55,579
18/04/2015							
19/04/2015							
20/04/2015	97,294	476,442			379,148	476,442	97,294
21/04/2015	226,467	473,918			247,451	473,918	226,467
22/04/2015	28,983	374,464			345,481	374,464	28,983
23/04/2015		566,886			566,886	566,886	
24/04/2015		623,154			623,154	623,154	
25/04/2015		351,114			351,114	351,114	
26/04/2015							
27/04/2015		265,388			265,388	265,388	
28/04/2015	228,801	405,598			176,797	405,598	228,801
29/04/2015	89,212	468,296			379,084	468,296	89,212

07



Fecha	Monto Patente -1	Monto Devengado -2	Percebido Tesorería -3	Ingreso Bce Pptario -4	Diferencia Pat Dev (1 - 2)	Diferencia Dev Teso (2 - 3)	Diferencia Pat Teso (1 - 3)
30/04/2015	61,066	614,372			553,306	614,372	61,066
01/05/2015							
02/05/2015							
03/05/2015							
04/05/2015	44,750	586,190			541,440	586,190	44,750
05/05/2015	41,802	458,043			416,241	458,043	41,802
06/05/2015		464,565			464,565	464,565	
07/05/2015	52,427	472,399			419,972	472,399	52,427
08/05/2015		712,946			712,946	712,946	
09/05/2015		180,084			180,084	180,084	
10/05/2015							
11/05/2015	111,369	340,287			228,918	340,287	111,369
12/05/2015		645,763			645,763	645,763	
13/05/2015	169,344	521,988			352,644	521,988	169,344
14/05/2015	255,874	435,858			179,984	435,858	255,874
15/05/2015		428,028			428,028	428,028	
16/05/2015							
17/05/2015							
18/05/2015		394,098			394,098	394,098	
19/05/2015		282,307			282,307	282,307	
20/05/2015		648,135			648,135	648,135	
21/05/2015							
22/05/2015		707,596			707,596	707,596	
23/05/2015							
24/05/2015							
25/05/2015		32,151,687			32,151,687	32,151,687	
26/05/2015		494,580			494,580	494,580	
27/05/2015		22,597,139			22,597,139	22,597,139	
28/05/2015		577,665			577,665	577,665	
29/05/2015	97,627	70,469			-27,158	70,469	97,627
30/05/2015							

08



✓


Fecha	Monto Patente -1	Monto Devengado -2	Percibido Tesoreria -3	Ingreso Bce Pptario -4	Diferencia Pat Dev (1 - 2)	Diferencia Dev Teso (2 - 3)	Diferencia Pat Teso (1 - 3)
01/07/2015		35,147,919			35,147,919	35,147,919	
02/07/2015		183,287			183,287	183,287	
03/07/2015		77,615			77,615	77,615	
04/07/2015							
05/07/2015							
06/07/2015		120,584			120,584	120,584	
07/07/2015		17,101			17,101	17,101	
08/07/2015		75,420			75,420	75,420	
09/07/2015		224,505			224,505	224,505	
10/07/2015	8,968,973	202,581			-8,766,392	202,581	8,968,973
11/07/2015							
12/07/2015							
13/07/2015	1,893,883	19,293			-1,874,590	19,293	1,893,883
14/07/2015	25,878,479	304,310			-25,574,169	304,310	25,878,479
15/07/2015	36,412,554	507,328			-35,905,226	507,328	36,412,554
16/07/2015							
17/07/2015	1,482,188	575,293			-906,895	575,293	1,482,188
18/07/2015							
19/07/2015							
20/07/2015	3,009,653	392,883			-2,616,770	392,883	3,009,653
21/07/2015	3,312,574	696,316			-2,616,258	696,316	3,312,574
22/07/2015	1,618,737	595,463			-1,023,274	595,463	1,618,737
23/07/2015	1,770,718	610,372			-1,160,346	610,372	1,770,718
24/07/2015	8,612,772	504,697			-8,108,075	504,697	8,612,772
25/07/2015							
26/07/2015							
27/07/2015	3,696,823	593,272			-3,103,551	593,272	3,696,823
28/07/2015	15,921,502	645,012			-15,276,490	645,012	15,921,502
29/07/2015	127,476,757	498,306			-126,978,451	498,306	127,476,757
30/07/2015	12,250,716	32,392,709			20,141,993	32,392,709	12,250,716
31/07/2015	36,715,340	233,274			-36,482,066	233,274	36,715,340



Fecha	Monto Patente -1	Monto Devengado -2	Percibido Tesorería -3	Ingreso Bce Pptario -4	Diferencia Pat Dev (1 - 2)	Diferencia Dev Teso (2 - 3)	Diferencia Pat Teso (1 - 3)
01/08/2015							
02/08/2015							
03/08/2015	1,859,050	315,961			-1,543,089	315,961	1,859,050
04/08/2015	1,045,146	635,892			-409,254	635,892	1,045,146
05/08/2015	770,774	646,653			-124,121	646,653	770,774
06/08/2015	45,428	216,811			171,383	216,811	45,428
07/08/2015	1,432,334	735,484			-696,850	735,484	1,432,334
08/08/2015							
09/08/2015							
10/08/2015	3,075,278	416,436			-2,658,842	416,436	3,075,278
11/08/2015	295,349	453,012			157,663	453,012	295,349
12/08/2015		535,416			535,416	535,416	
13/08/2015	369,394	576,841			207,447	576,841	369,394
14/08/2015	525,046	439,791			-85,255	439,791	525,046
15/08/2015							
16/08/2015							
17/08/2015	708,633	372,810			-335,823	372,810	708,633
18/08/2015	328,264	715,653			387,389	715,653	328,264
19/08/2015	721,951	513,825			-208,126	513,825	721,951
20/08/2015	2,367,858	616,062			-1,751,796	616,062	2,367,858
21/08/2015	443,993	361,795			-82,198	361,795	443,993
22/08/2015							
23/08/2015							
24/08/2015	615,313	516,029			-99,284	516,029	615,313
25/08/2015	1,423,233	693,619			-729,614	693,619	1,423,233
26/08/2015	199,459	440,391			240,932	440,391	199,459
27/08/2015	369,318	25,468,309			25,098,991	25,468,309	369,318
28/08/2015	699,312	459,179			-240,133	459,179	699,312
29/08/2015		377,217			377,217	377,217	
30/08/2015							
31/08/2015	1,894,469	630,602			-1,263,867	630,602	1,894,469



Fecha	Monto Patente -1	Monto Devengado -2	Percibido Tesoreria -3	Ingreso Bce Pptario -4	Diferencia Pat Dev (1 - 2)	Diferencia Dev Teso (2 - 3)	Diferencia Pat Teso (1 - 3)
01/09/2015	138,326	811,863			673,537	811,863	138,326
02/09/2015	334,343	700,814			366,471	700,814	334,343
03/09/2015	324,995	485,347			160,352	485,347	324,995
04/09/2015	3,713,215	779,566			-2,933,649	779,566	3,713,215
05/09/2015							
06/09/2015							
07/09/2015	228,425	637,987			409,562	637,987	228,425
08/09/2015	383,110	745,147			362,037	745,147	383,110
09/09/2015	1,670,698	753,907			-916,791	753,907	1,670,698
10/09/2015	127,060	444,201			317,141	444,201	127,060
11/09/2015	6,863,937	424,292			-6,439,645	424,292	6,863,937
12/09/2015		305,278			305,278	305,278	
13/09/2015							
14/09/2015	276,973	569,427			292,454	569,427	276,973
15/09/2015	44,770	716,742			671,972	716,742	44,770
16/09/2015		311,473			311,473	311,473	
17/09/2015		28,316			28,316	28,316	
18/09/2015							
19/09/2015							
20/09/2015							
21/09/2015	143,723	591,973			448,250	591,973	143,723
22/09/2015	946,680	654,802			-291,878	654,802	946,680
23/09/2015	65,551	357,042			291,491	357,042	65,551
24/09/2015	67,178	484,907			417,729	484,907	67,178
25/09/2015	74,851	450,839			375,988	450,839	74,851
26/09/2015		284,925			284,925	284,925	
27/09/2015							
28/09/2015	137,275	461,900			324,625	461,900	137,275
29/09/2015		139,367			139,367	139,367	
30/09/2015	4,761,916	38,702,372			33,940,456	38,702,372	4,761,916
01/10/2015		24,059			24,059	24,059	




Fecha	Monto Patente -1	Monto Devengado -2	Percibido Tesorería -3	Ingreso Bce Pptario -4	Diferencia Pat Dev (1 - 2)	Diferencia Dev Teso (2 - 3)	Diferencia Pat Teso (1 - 3)
02/10/2015							
03/10/2015							
04/10/2015							
05/10/2015	52,867	61,483			8,616	61,483	52,867
06/10/2015	21,423	28,514			7,091	28,514	21,423
07/10/2015	43,500	50,245			6,745	50,245	43,500
08/10/2015	48,930				-48,930		48,930
09/10/2015	121,973	28,514			-93,459	28,514	121,973
10/10/2015							
11/10/2015							
12/10/2015							
13/10/2015	131,321	102,918			-28,403	102,918	131,321
14/10/2015	21,750	28,514			6,764	28,514	21,750
15/10/2015	402,654				-402,654		402,654
16/10/2015	45,194	28,514			-16,680	28,514	45,194
17/10/2015							
18/10/2015							
19/10/2015		24,059			24,059	24,059	
20/10/2015	117,245	4,455			-112,790	4,455	117,245
21/10/2015							
22/10/2015							
23/10/2015		4,455			4,455	4,455	
24/10/2015							
25/10/2015							
26/10/2015	21,750				-21,750		21,750
27/10/2015							
28/10/2015		8,910			8,910	8,910	
29/10/2015							
30/10/2015		31,678,360			31,678,360	31,678,360	
31/10/2015							
01/11/2015							



13

Fecha	Monto Patente -1	Monto Devengado -2	Percibido Tesorería -3	Ingreso Bce Pptario -4	Diferencia Pat Dev (1 - 2)	Diferencia Dev Teso (2 - 3)	Diferencia Pat Teso (1 - 3)
02/11/2015							
03/11/2015		8,956			8,956	8,956	
04/11/2015	229,541				-229,541		229,541
05/11/2015	38,257	242,684			204,427	242,684	38,257
06/11/2015	801,588	233,282			-568,306	233,282	801,588
07/11/2015							
08/11/2015							
09/11/2015		1,159,691			1,159,691	1,159,691	
10/11/2015		867,307			867,307	867,307	
11/11/2015		869,994			869,994	869,994	
12/11/2015	599,983	1,081,825			481,842	1,081,825	599,983
13/11/2015	45,194	1,129,697			1,084,503	1,129,697	45,194
14/11/2015		495,670			495,670	495,670	
15/11/2015							
16/11/2015	49,660	793,429			743,769	793,429	49,660
17/11/2015	242,519	707,460			464,941	707,460	242,519
18/11/2015	21,750	715,518			693,768	715,518	21,750
19/11/2015		658,654			658,654	658,654	
20/11/2015		664,478			664,478	664,478	
21/11/2015		683,730			683,730	683,730	
22/11/2015							
23/11/2015		618,802			618,802	618,802	
24/11/2015	57,339	524,775			467,436	524,775	57,339
25/11/2015		691,788			691,788	691,788	
26/11/2015		728,953			728,953	728,953	
27/11/2015	45,194	706,567			661,373	706,567	45,194
28/11/2015		560,145			560,145	560,145	
29/11/2015							
30/11/2015		608,504			608,504	608,504	
01/12/2015	162,438	863,069			700,631	863,069	162,438
02/12/2015	45,194	32,843,530			32,798,336	32,843,530	45,194



14

Fecha	Monto Patente -1	Monto Devengado -2	Percibido Tesoreria -3	Ingreso Bce Pptario -4	Diferencia Pat Dev (1 - 2)	Diferencia Dev Teso (2 - 3)	Diferencia Pat Teso (1 - 3)
03/12/2015		650,324			650,324	650,324	
04/12/2015		852,280			852,280	852,280	
05/12/2015							
06/12/2015	165,350						
07/12/2015		711,539			546,189	711,539	165,350
08/12/2015							
09/12/2015	52,867	756,135			703,268	756,135	52,867
10/12/2015		533,167			533,167	533,167	
11/12/2015	21,750	236,463			214,713	236,463	21,750
12/12/2015							
13/12/2015							
14/12/2015		508,443			508,443	508,443	
15/12/2015	49,000	848,751			799,751	848,751	49,000
16/12/2015	21,750	698,807			677,057	698,807	21,750
17/12/2015	38,966	503,947			464,981	503,947	38,966
18/12/2015		758,861			758,861	758,861	
19/12/2015							
20/12/2015							
21/12/2015		643,246			643,246	643,246	
22/12/2015		959,092			959,092	959,092	
23/12/2015		838,410			838,410	838,410	
24/12/2015	2	77,332			77,330	77,332	2
25/12/2015							
26/12/2015							
27/12/2015							
28/12/2015		650,050			650,050	650,050	
29/12/2015	584,315	703,999			119,684	703,999	584,315
30/12/2015		34,337,905			34,337,905	34,337,905	
31/12/2015	45,194	245,455			200,261	245,455	45,194
TOTALES	607,558,462	437,960,031			-169,598,431	437,960,031	607,558,462

